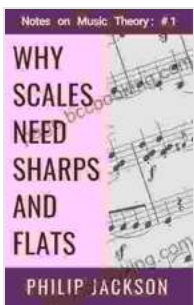


Why Scales Need Sharps And Flats

Sharps and flats are two of the most essential musical symbols. They are used to indicate the raising or lowering of a note's pitch, and they play a vital role in the construction of scales and chords. Without sharps and flats, music would be much more limited and monotonous.

What are sharps and flats?

A sharp (#) raises the pitch of a note by one half step. A flat (b) lowers the pitch of a note by one half step. For example, the note C# is one half step higher than the note C, and the note Cb is one half step lower than the note C.



Why Scales Need Sharps and Flats: Notes on Music

Theory: #1 by Philip Jackson

★★★★☆ 4.4 out of 5

Language	: English
File size	: 1925 KB
Text-to-Speech	: Enabled
Screen Reader	: Supported
Enhanced typesetting	: Enabled
Word Wise	: Enabled
Print length	: 40 pages
Lending	: Enabled



Sharps and flats can be used to create scales and chords that would not be possible otherwise. For example, the C major scale contains the notes C, D, E, F, G, A, and B. However, if we want to create a scale that starts on

the note G, we need to use a sharp to raise the pitch of the note F to F#. This gives us the G major scale, which contains the notes G, A, B, C, D, E, and F#.

How to use sharps and flats

Sharps and flats are used in a variety of musical contexts. Here are a few of the most common:

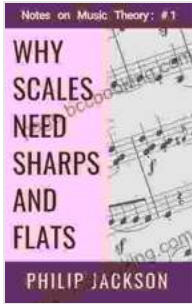
- **Scales:** Sharps and flats are used to create different scales. For example, the C major scale contains the notes C, D, E, F, G, A, and B. The C minor scale contains the notes C, D, Eb, F, G, Ab, and Bb.
- **Chords:** Sharps and flats are used to create different chords. For example, the C major chord contains the notes C, E, and G. The C minor chord contains the notes C, Eb, and G.
- **Melodies:** Sharps and flats can be used to create melodies that are more interesting and varied. For example, the melody of the song "Twinkle, Twinkle, Little Star" contains the notes C, D, E, F, G, A, and B. However, if we want to create a melody that is more chromatic, we can use sharps and flats to raise or lower the pitch of some of the notes.

Sharps and flats are essential musical symbols that play a vital role in the construction of scales and chords. They can also be used to create melodies that are more interesting and varied. Understanding sharps and flats is essential for any musician who wants to read and write music.


Why Scales Need Sharps and Flats: Notes on Music

Theory: #1 by Philip Jackson

★★★★☆ 4.4 out of 5




Language	: English
File size	: 1925 KB
Text-to-Speech	: Enabled
Screen Reader	: Supported
Enhanced typesetting	: Enabled
Word Wise	: Enabled
Print length	: 40 pages
Lending	: Enabled



Governing Law for Law School and Bar Exam Prep: Your Essential Guide to Legal Success

Unlock the Secrets of Legal Reasoning and Analysis Step into the world of law with an unwavering foundation in governing law. This comprehensive book is...



Unveiling the Epic Tales of Whiskey, War, and Military Valor

In the tapestry of history, where courage and sacrifice intertwine, true stories of war and military service have captivated generations. "True Stories Of Whiskey..."