


# The Ultimate Guide to Developing, Maintaining, and Presenting a Standout Design Technology Portfolio

:

A design technology portfolio is a powerful tool for showcasing your skills and expertise in the field of design technology. Whether you're a student, a recent graduate, or an experienced professional, a well-crafted portfolio can help you stand out in the job market and land your dream job.

This guide will provide you with everything you need to know about developing, maintaining, and presenting a portfolio that will impress potential employers and clients.



## Show Case: A Guide to Developing, Maintaining, and Presenting a Design-Tech Portfolio for Theatre and Allied Fields

by Rafael Jaen

★★★★☆ 4.2 out of 5

Language : English

File size : 100020 KB

Text-to-Speech : Enabled

Screen Reader : Supported

Enhanced typesetting : Enabled

Word Wise : Enabled

Print length : 401 pages

FREE

DOWNLOAD E-BOOK



## Chapter 1: Developing Your Portfolio:

The first step in creating a standout portfolio is to develop a clear understanding of your goals and target audience. Who are you trying to reach with your portfolio? What kind of jobs or projects are you interested in?

Once you know your goals, you can start to gather the materials you'll need to create your portfolio. This may include examples of your work, such as design projects, code samples, and writing samples. You may also want to include a resume, cover letter, or other professional documents.

Once you have gathered your materials, you can start to organize them into a cohesive and visually appealing portfolio. There are many different ways to do this, so experiment with different formats and layouts until you find one that works for you.

## **Chapter 2: Maintaining Your Portfolio:**

Once you've created your portfolio, it's important to maintain it on a regular basis. This means updating your work, adding new projects, and removing any outdated material. You may also want to consider making changes to the design or layout of your portfolio from time to time to keep it fresh and up-to-date. It's also important to make sure that your portfolio is accessible online and easy to navigate. This means creating a website or using an online portfolio service. You should also make sure that your portfolio is mobile-friendly, so that potential employers and clients can view it on any device.

## **Chapter 3: Presenting Your Portfolio:**

When you're presenting your portfolio to potential employers or clients, it's important to be prepared and professional. This means dressing

appropriately, being on time for your appointment, and being able to articulate your skills and experience clearly and concisely.

It's also important to tailor your presentation to the specific audience you're meeting with. For example, if you're meeting with a potential employer, you'll want to focus on showcasing your skills and experience that are relevant to the job you're applying for. If you're meeting with a potential client, you'll want to focus on showcasing your work that is similar to the project you're pitching.


#### **Chapter 4: Best Practices for Design Technology Portfolios:**

In addition to the steps outlined in this guide, there are some general best practices that you can follow to create a standout design technology portfolio. These include:

- Use high-quality images and videos to showcase your work.
- Write clear and concise descriptions of your projects.
- Use a consistent design style throughout your portfolio.
- Get feedback from others on your portfolio before you present it to potential employers or clients.
- Keep your portfolio up-to-date and accessible online.
- Tailor your presentation to your specific audience.
- Be prepared to articulate your skills and experience clearly and concisely.

:

By following the steps outlined in this guide, you can create a design technology portfolio that will showcase your skills and expertise and help you stand out in the job market. Remember to keep your portfolio updated, present it professionally, and be prepared to articulate your skills and experience clearly and concisely.




## Show Case: A Guide to Developing, Maintaining, and Presenting a Design-Tech Portfolio for Theatre and Allied Fields

by Rafael Jaen

★★★★☆ 4.2 out of 5

Language : English  
File size : 100020 KB  
Text-to-Speech : Enabled  
Screen Reader : Supported  
Enhanced typesetting : Enabled  
Word Wise : Enabled  
Print length : 401 pages



## Governing Law for Law School and Bar Exam Prep: Your Essential Guide to Legal Success

Unlock the Secrets of Legal Reasoning and Analysis Step into the world of law with an unwavering foundation in governing law. This comprehensive book is...



## Unveiling the Epic Tales of Whiskey, War, and Military Valor

In the tapestry of history, where courage and sacrifice intertwine, true stories of war and military service have captivated generations. "True Stories Of Whiskey..."