


# Master the Art: A Comprehensive Guide to Oil Painting Tools and Materials for Beginners

## Embark on Your Artistic Journey

Welcome to the world of oil painting, a captivating medium that has captivated artists for centuries. Whether you're a budding artist or an aspiring professional, this comprehensive guide will equip you with the essential knowledge you need to navigate the tools and materials of oil painting.



## BOOK ON OIL PAINTING TOOLS AND MATERIALS FOR BEGINNERS: The complete guide to oil painting tools and material for Painting with Oils paint by Steven G. Krantz

★★★★☆ 4.4 out of 5

Language : English  
File size : 1348 KB  
Text-to-Speech : Enabled  
Screen Reader : Supported  
Enhanced typesetting : Enabled  
Print length : 14 pages  
Lending : Enabled



Join us as we delve into the world of canvases, brushes, paints, and mediums, unlocking the secrets of this versatile and rewarding art form. With clear explanations and expert tips, this guide will empower you to unleash your creativity and produce stunning works of art.

## Your Painting's Foundation: Choosing the Right Canvas

The canvas is the foundation of your painting, providing the surface on which your artistic vision will take shape. When selecting a canvas, consider the following factors:

- **Size:** The size of the canvas should be proportional to the scale of your painting. Larger canvases offer more space for detail and expression, while smaller canvases are ideal for sketches or studies.
- **Shape:** Canvases come in various shapes, from traditional rectangles and squares to unconventional shapes like ovals and hexagons. Choose a shape that complements your composition and suits your artistic style.
- **Material:** Canvases can be made of linen, cotton, or synthetic materials. Linen is known for its durability and beautiful texture, while cotton is a more affordable option. Synthetic canvases offer a smooth, uniform surface.
- **Gesso:** Gesso is a white primer applied to the canvas to create a receptive surface for paint. It provides a barrier between the canvas and the paint, preventing absorption and ensuring optimal adhesion.

## **The Tools of Your Trade: Essential Brushes for Oil Painting**

Brushes are the instruments that translate your ideas onto the canvas. Choosing the right brushes is crucial for controlling the flow of paint and achieving the desired effects.

Oil painting brushes are typically made of natural fibers such as hog bristles or sable hair. Hog bristles are stiffer and suitable for applying thick, impasto layers, while sable hair brushes are softer and ideal for detailed work and blending.

Brush sizes and shapes vary greatly, each serving a specific purpose:

- **Round brushes:** Pointed tips for detail work and fine lines.
- **Flat brushes:** Flat, square-edged bristles for applying even layers of paint and creating broad strokes.
- **Filbert brushes:** Oval-shaped bristles for blending and creating smooth transitions.
- **Fan brushes:** Fan-shaped bristles for softening edges and creating atmospheric effects.
- **Palette knives:** Metal blades for mixing paint, applying thick layers, and scraping away excess paint.

### **The Vibrant Colors: Exploring Oil Paints**

Oil paints are renowned for their rich, vibrant colors and long-lasting quality. Made from pigments suspended in oil, they offer a wide range of hues and consistencies.

- **Pigments:** Pigments are the colorants in oil paints. They are sourced from natural materials like minerals, plants, and animals, or synthetically produced.
- **Oil:** The oil used in oil paints typically comes from linseed, sunflower, or poppy seeds. Different oils have different properties that affect the drying time and consistency of the paint.
- **Opacity:** Oil paints are classified as transparent, semi-transparent, or opaque. Transparent paints allow underlying layers to show through, while opaque paints completely cover them.

- **Viscosity:** Viscosity refers to the thickness of the paint. Thicker paints, such as impasto paints, can be applied in thick layers to create texture and depth.

## Enhancing Your Palette: Essential Painting Mediums

Painting mediums are substances added to oil paints to modify their properties. They can be used to alter drying time, increase flow, improve transparency, or create special effects.

- **Linseed oil:** A traditional medium that enhances flow and increases drying time.
- **Turpentine:** A solvent that thins paint and speeds up drying time. It can also be used for cleaning brushes and equipment.
- **Stand oil:** A thickened form of linseed oil that provides a glossy finish and slows down drying time.
- **Galkyd medium:** A synthetic medium that increases flow and drying time without yellowing.
- **Glazing medium:** A medium that creates a transparent layer, allowing underlying colors to show through.

## Unlocking Your Artistry: Tips and Techniques for Oil Painting

Mastering the art of oil painting requires patience, practice, and a willingness to experiment. Here are some invaluable tips and techniques to elevate your artistic journey:

- **Layering:** Oil paints dry slowly, allowing you to build up layers of color and create depth and texture.

- **Glazing:** Applying thin, transparent layers of paint over dried layers allows for subtle color variations and luminous effects.
- **Impasto:** Applying thick layers of paint with a palette knife or brush creates a textured, sculptural effect.
- **Blended transitions:** Use a clean brush and paint medium to blend colors smoothly, creating harmonious transitions.
- **Underpainting:** Start with a monochrome underpainting to establish the composition and values before adding color.

## Your Artistic Odyssey Begins

With the knowledge and tools you've gained in this comprehensive guide, you're now equipped to embark on your artistic journey with confidence. Remember, the beauty of oil painting lies not only in the finished product but also in the creative process itself. Experiment, explore, and embrace the endless possibilities that this versatile medium has to offer.

As you progress, seek inspiration from master painters, attend workshops, and share your creations with others. The world of oil painting is a welcoming community, eager to support your artistic growth and celebrate your unique vision.

May this guide serve as a constant companion on your artistic odyssey. Happy painting!




## BOOK ON OIL PAINTING TOOLS AND MATERIALS FOR BEGINNERS: The complete guide to oil painting tools and material for Painting with Oils paint by Steven G. Krantz

★★★★☆ 4.4 out of 5

Language : English


File size : 1348 KB

Text-to-Speech : Enabled  
Screen Reader : Supported  
Enhanced typesetting : Enabled  
Print length : 14 pages  
Lending : Enabled



## Governing Law for Law School and Bar Exam Prep: Your Essential Guide to Legal Success

Unlock the Secrets of Legal Reasoning and Analysis Step into the world of law with an unwavering foundation in governing law. This comprehensive book is...



## Unveiling the Epic Tales of Whiskey, War, and Military Valor

In the tapestry of history, where courage and sacrifice intertwine, true stories of war and military service have captivated generations. "True Stories Of Whiskey..."